

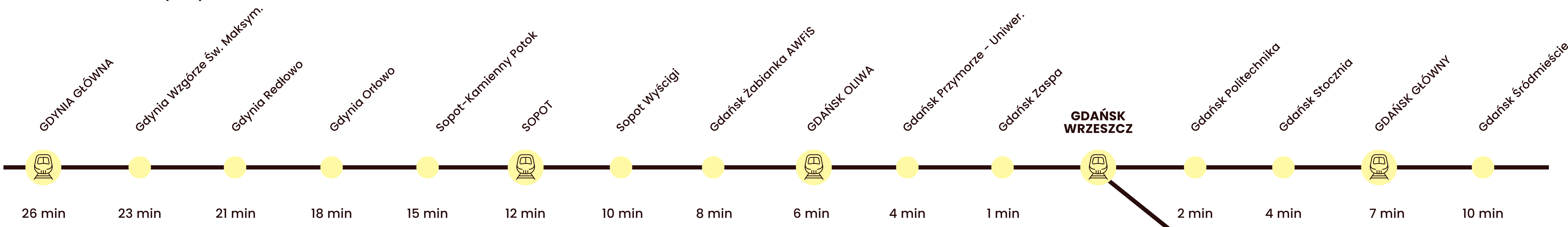


MAP LEGEND:

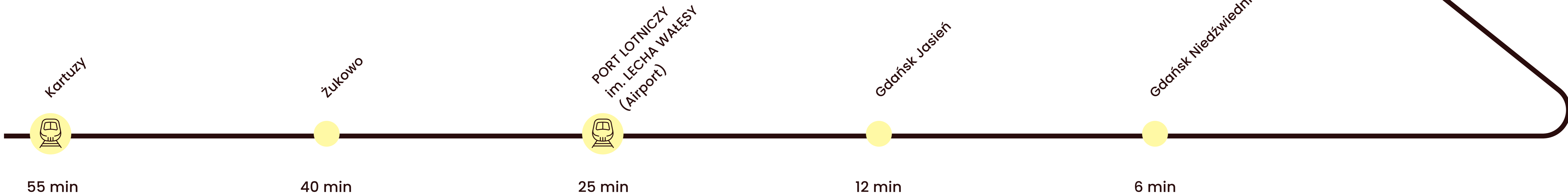
- FAST COMMUTER TRAIN (SKM)**
 - Train stop: **GDAŃSK WRZESZCZ** (departures every 10 minutes)
 - Directions: Gdańsk Śródmieście, Gdynia Główna, Wejherowo, Lębork
- POMERANIAN METROPOLITAN TRAIN (PKM)**
 - Train stop: **GDAŃSK WRZESZCZ**
 - Directions:
 - Kartuzy: 17 daily
 - Kościerzyna: 11 daily
 - Port Lotniczy Gdańsk: every 20 minutes
- INTERCITY TRAIN SERVICES**

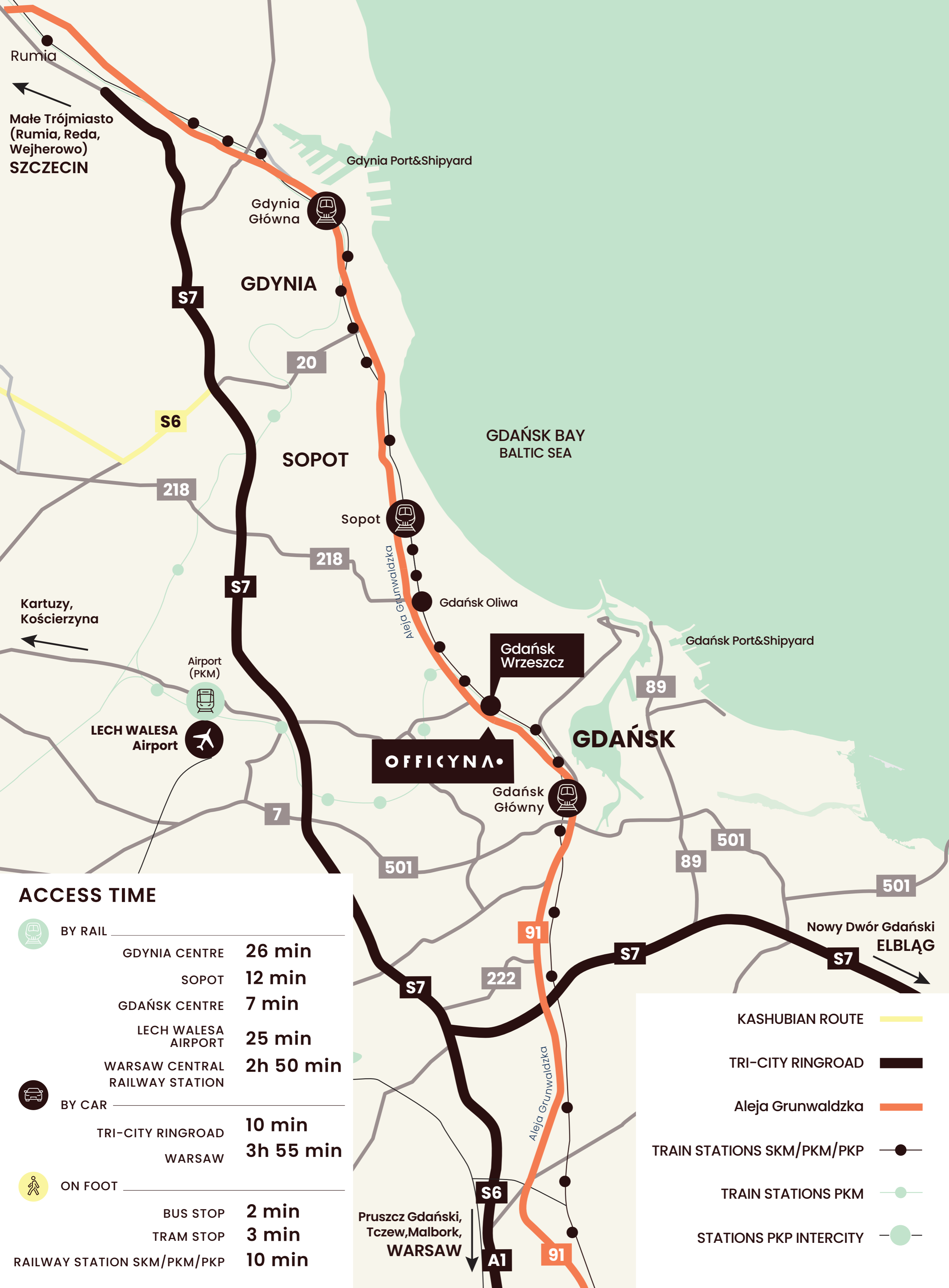
Direction	Number of services	Duration of journey
WARSAW	14	2h 50 min
CRACOW	8	5h 30 min
- BUSES AND BUS DEPOT**
 - Przystanek: **JAŚKOWA DOLINA**
 - Number of services: 6
 - Directions: Jaworzniaków, Jasień, Oliwa, Orunia Górna, Łostowice Świętokrzyska, Kiełpino Górne, Wały Piastowskie, Dworzec Główny
- TRAMS**
 - Tram stop: **MISZEWSKIEGO**
 - Number of services: 7
 - Directions: Łostowice Świętokrzyska, Nowy Port, Strzyża, Jelitkowo, Chełm, Lawendowe Wzgórze, Przeróbka, Ujeścisko, Stogi, Zaspa

FAST COMMUTER TRAIN (SKM)






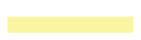




POMERANIAN METROPOLITAN TRAIN (PKM)





ACCESS TIME

	BY RAIL		
		GDYNIA CENTRE	26 min
		SOPOT	12 min
		GDAŃSK CENTRE	7 min
		LECH WALESA AIRPORT	25 min
		WARSAW CENTRAL RAILWAY STATION	2h 50 min
	BY CAR		
		TRI-CITY RINGROAD	10 min
		WARSAW	3h 55 min
	ON FOOT		
		BUS STOP	2 min
		TRAM STOP	3 min
		RAILWAY STATION SKM/PKM/PKP	10 min

KASHUBIAN ROUTE	
TRI-CITY RINGROAD	
Aleja Grunwaldzka	
TRAIN STATIONS SKM/PKM/PKP	
TRAIN STATIONS PKM	
STATIONS PKP INTERCITY	